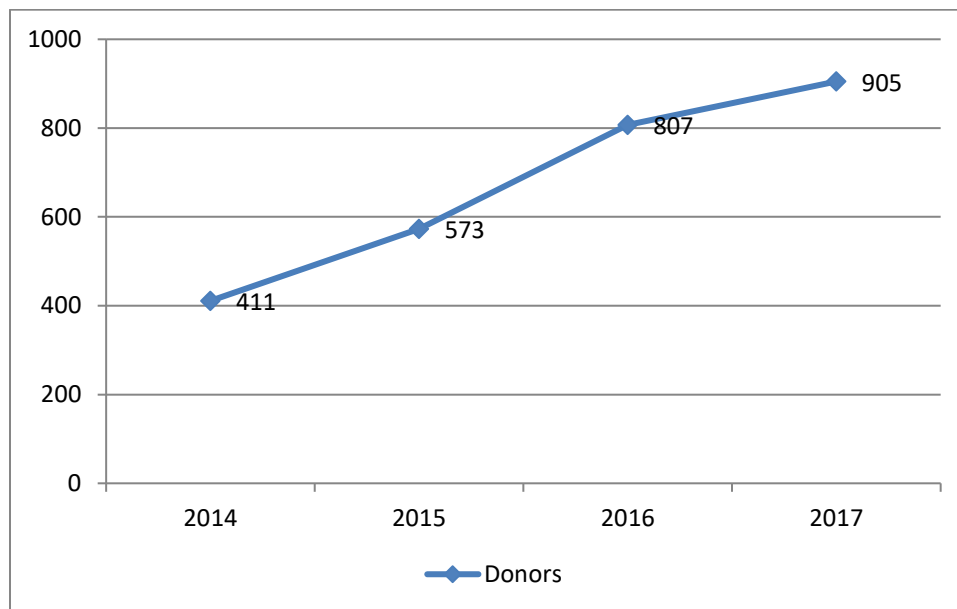


National and State Deceased Organ Donation Data in India 2014-2017

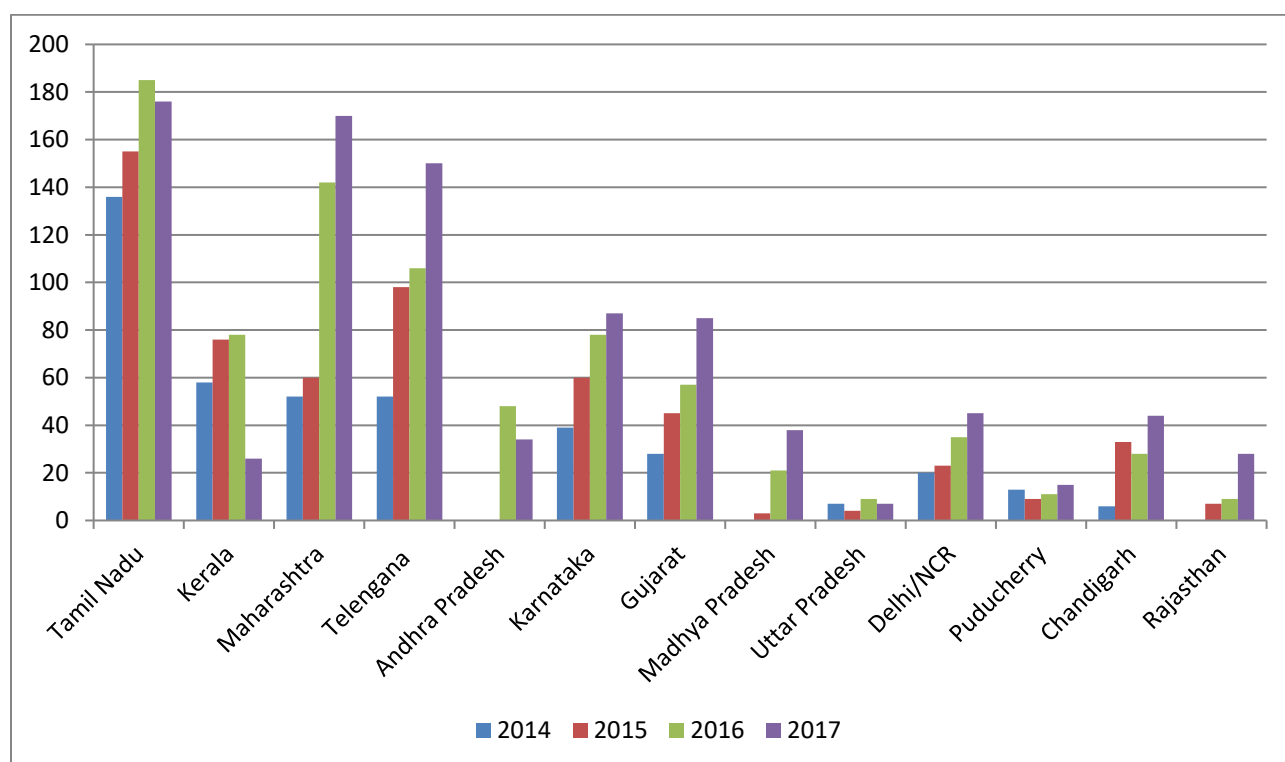
Total Number of Deceased Organ Donors in India 2014-2017

S.No.	Year	Number of Deceased Donors
1	2014	411
2	2015	573
3	2016	807
4	2017	905



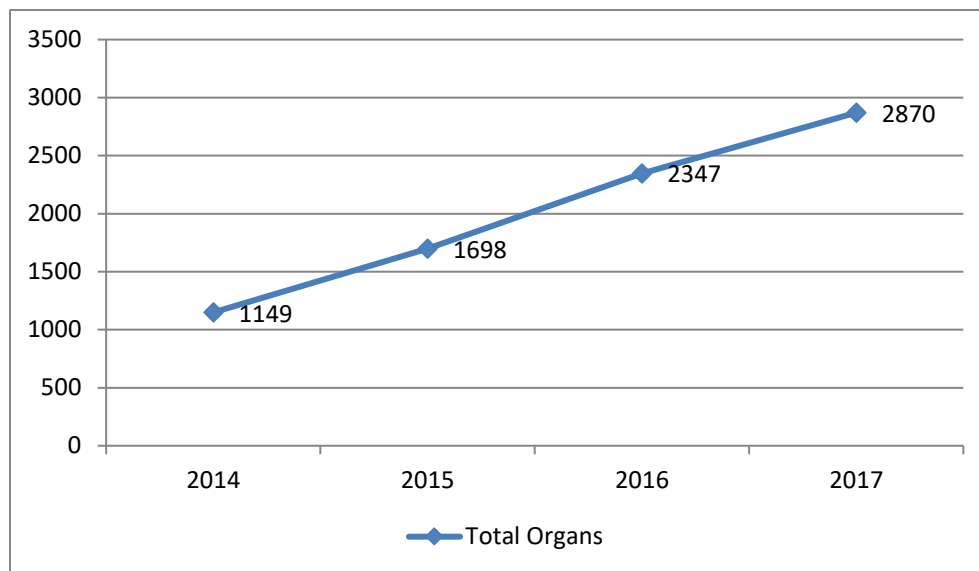
State-Wise Total Number of Deceased Organ Donors in India 2014-2017

S.No.	States	Number of Deceased Donors			
		2014	2015	2016	2017
1	Tamil Nadu	136	155	185	176
2	Kerala	58	76	78	26
3	Maharashtra	52	60	142	170
4	Telangana	52	98	106	150
5	Andhra Pradesh	0	0	48	34
6	Karnataka	39	60	78	87
7	Gujarat	28	45	57	85
8	Madhya Pradesh	0	3	21	38
9	Uttar Pradesh	7	4	9	7
10	Delhi/NCR	20	23	35	45
11	Puducherry	13	9	11	15
12	Chandigarh	6	33	28	44
13	Rajasthan	0	7	9	28
	TOTAL	411	573	807	905



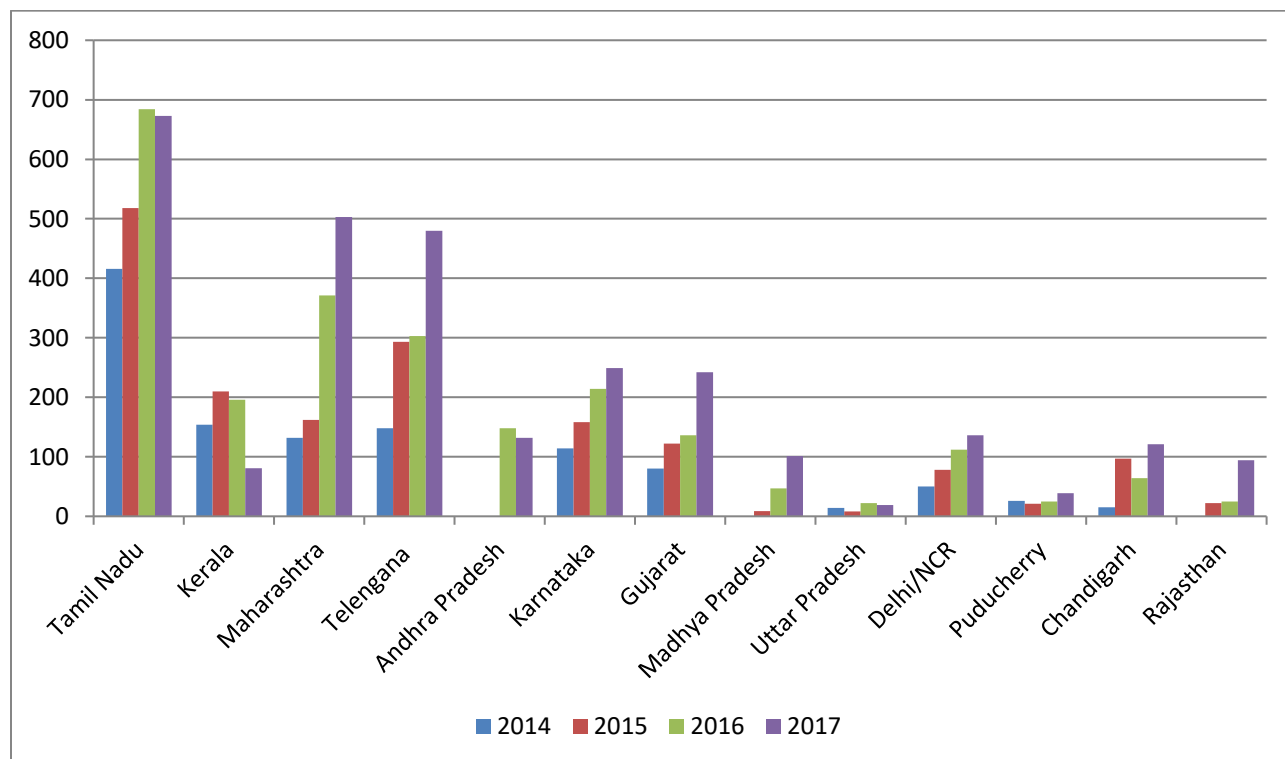
Total Number of Organs Donated by Deceased Donors in India 2014-2017

S.No.	Year	Number of Organs Donated
1	2014	1149
2	2015	1698
3	2016	2347
4	2017	2870



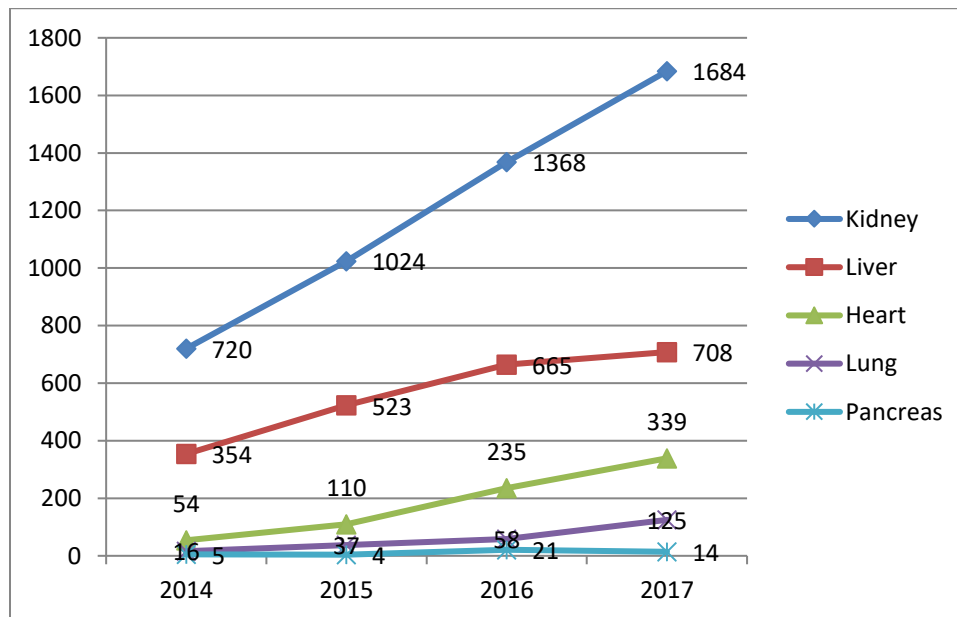
State-Wise Number of Organs Donated by Deceased Donors in India 2014-2017

S.No.	States	Total Number of Organs Donated			
		2014	2015	2016	2017
1	Tamil Nadu	416	518	684	673
2	Kerala	154	210	196	81
3	Maharashtra	132	162	371	503
4	Telangana	148	293	303	480
5	Andhra Pradesh	-	-	148	132
6	Karnataka	114	158	214	249
7	Gujarat	80	122	136	242
8	Madhya Pradesh	0	9	47	101
9	Uttar Pradesh	14	8	22	19
10	Delhi/NCR	50	78	112	136
11	Puducherry	26	21	25	39
12	Chandigarh	15	97	64	121
13	Rajasthan	0	22	25	94
	TOTAL	1149	1698	2347	2870



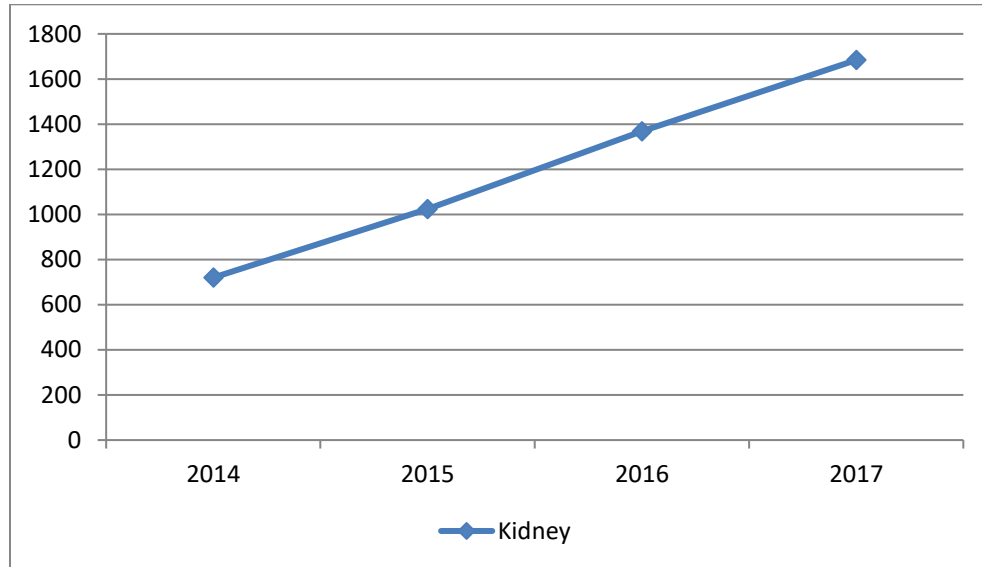
National Level Data of Specific Organs Donated by Deceased Donors in India
2014-2017

S.No.	Year	Number of Specific Organs Donated				
		Kidney	Liver	Heart	Lung	Pancreas
1	2014	720	354	54	16	5
2	2015	1024	523	110	37	4
3	2016	1368	665	235	58	21
4	2017	1684	708	339	125	14



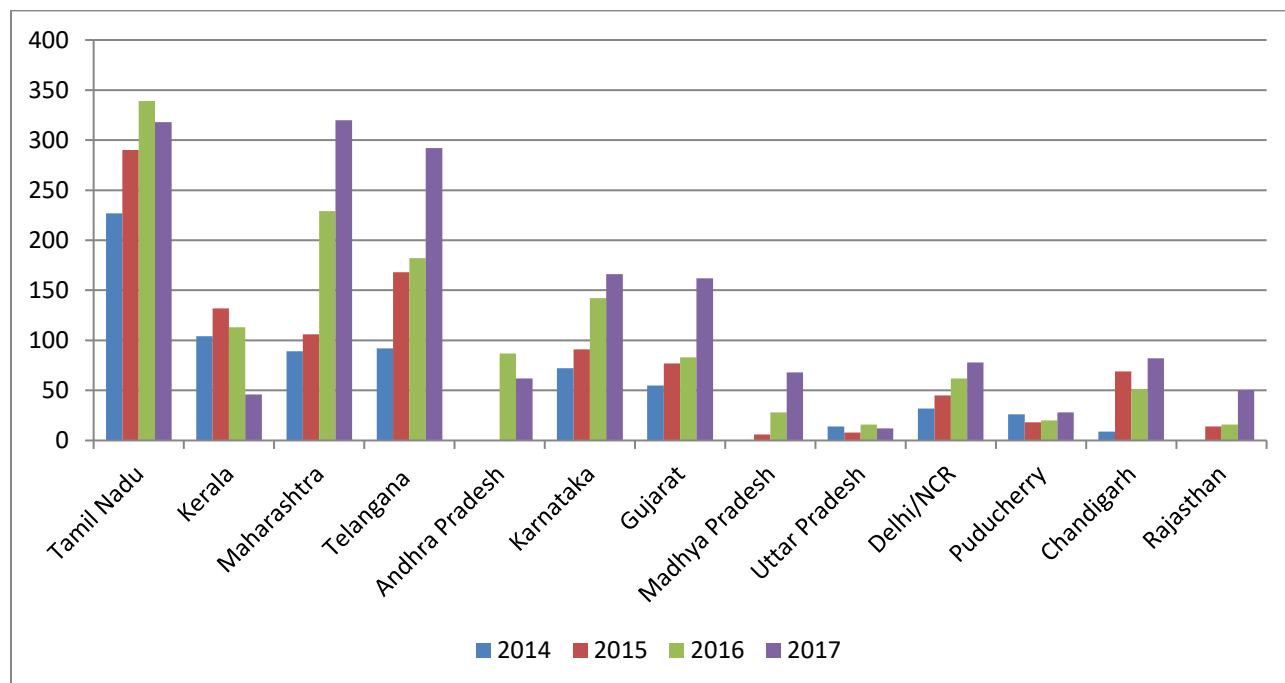
Total Number of Kidneys Donated by Deceased Donors in India 2014-2017

S.No.	Year	Kidney
1	2014	720
2	2015	1024
3	2016	1368
4	2017	1684



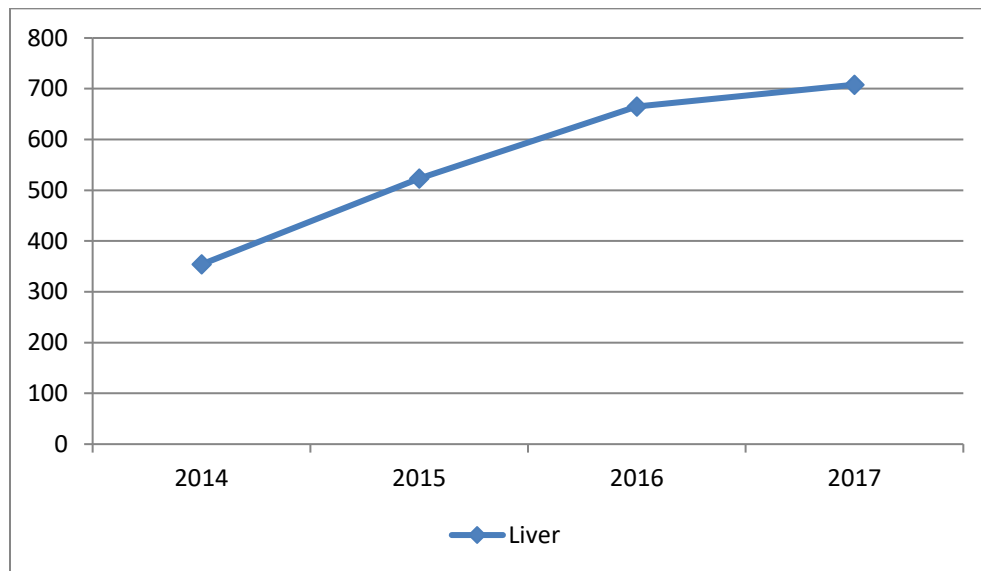
State-Wise Number of Kidneys Donated by Deceased Donors in India 2014-2017

S.No.	States	Number of Kidneys Donated			
		2014	2015	2016	2017
1	Tamil Nadu	227	290	339	318
2	Kerala	104	132	113	46
3	Maharashtra	89	106	229	320
4	Telangana	92	168	182	292
5	Andhra Pradesh	0	0	87	62
6	Karnataka	72	91	142	166
7	Gujarat	55	77	83	162
8	Madhya Pradesh	0	6	28	68
9	Uttar Pradesh	14	8	16	12
10	Delhi/NCR	32	45	62	78
11	Puducherry	26	18	20	28
12	Chandigarh	9	69	51	82
13	Rajasthan	0	14	16	50
	TOTAL	720	1024	1368	1684



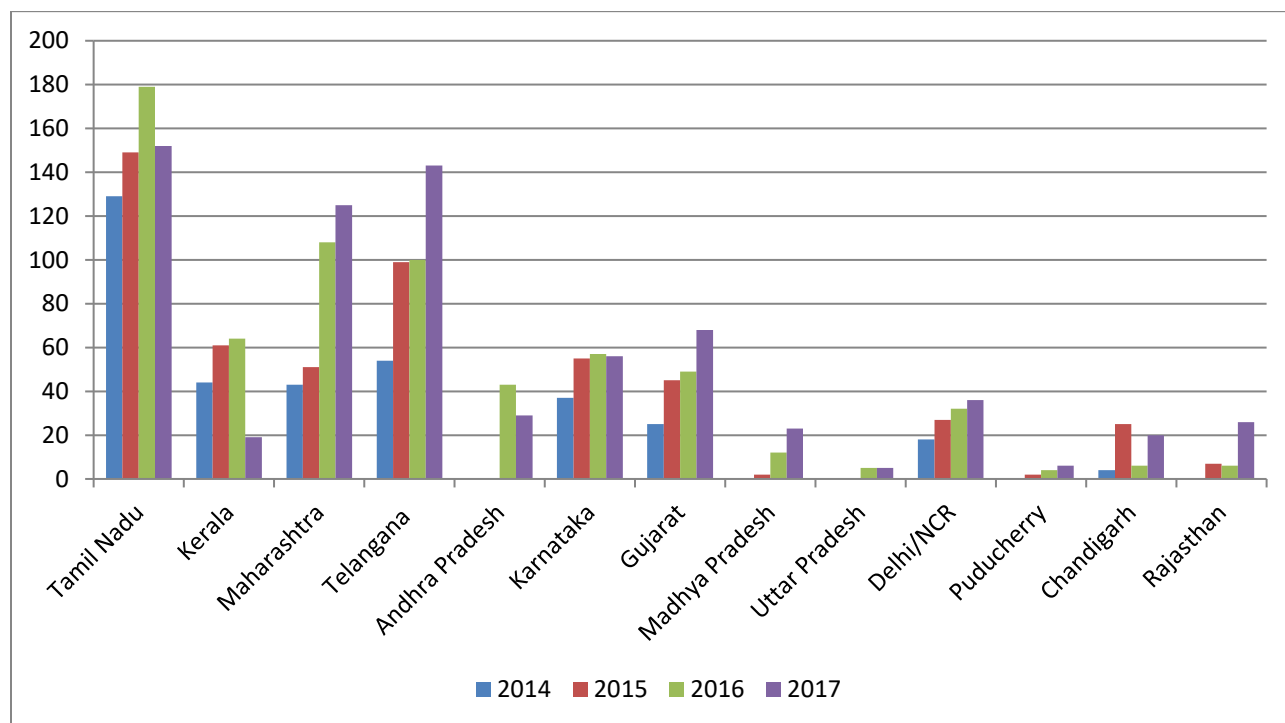
Total Number of Livers Donated by Deceased Donors in India -2014-2017

S.No.	Year	Liver
1	2014	354
2	2015	523
3	2016	665
4	2017	708



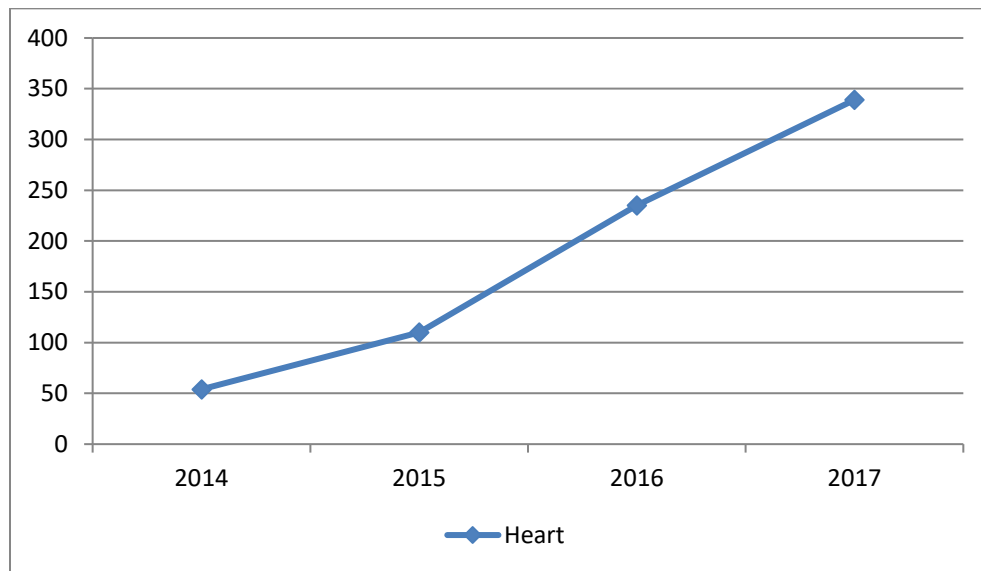
State-Wise Number of Livers Donated by Deceased Donors in India 2014-2017

S.No.	States	Number of Livers Donated			
		2014	2015	2016	2017
1	Tamil Nadu	129	149	179	152
2	Kerala	44	61	64	19
3	Maharashtra	43	51	108	125
4	Telangana	54	99	100	143
5	Andhra Pradesh	0	0	43	29
6	Karnataka	37	55	57	56
7	Gujarat	25	45	49	68
8	Madhya Pradesh	0	2	12	23
9	Uttar Pradesh	0	0	5	5
10	Delhi/NCR	18	27	32	36
11	Puducherry	0	2	4	6
12	Chandigarh	4	25	6	20
13	Rajasthan	0	7	6	26
	TOTAL	354	523	665	708



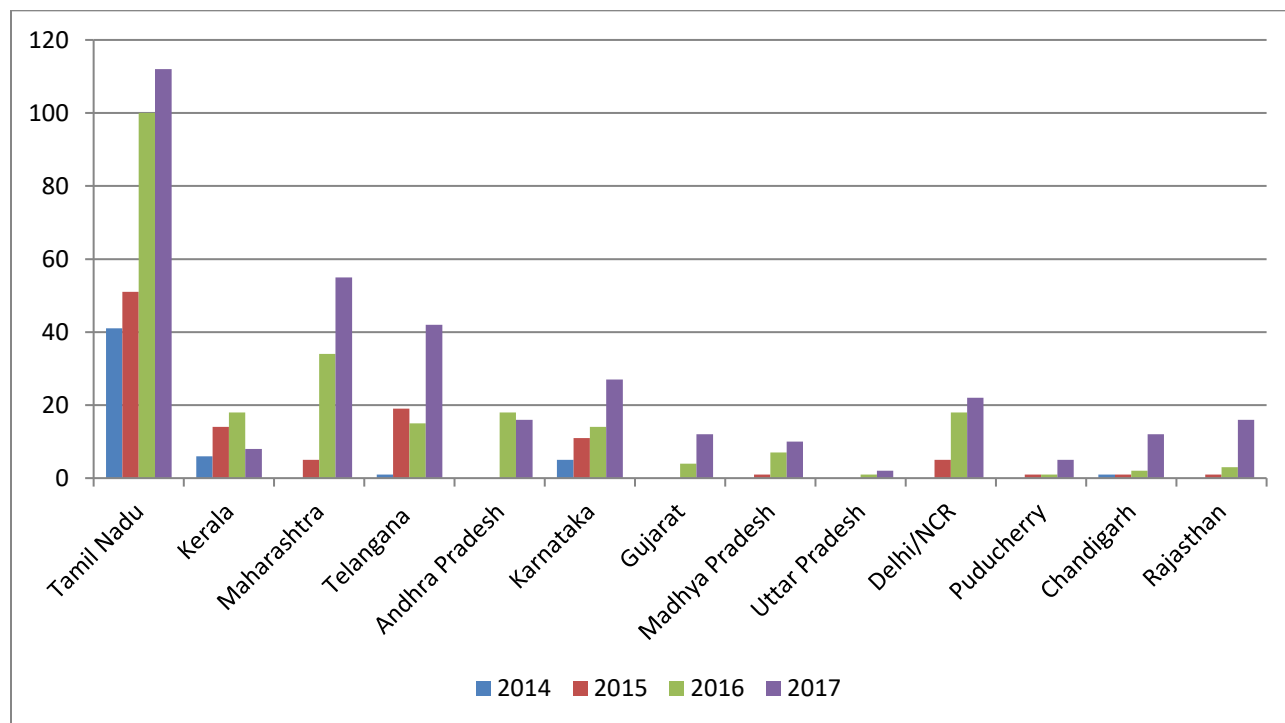
Total Number of Hearts Donated by Deceased Donors in India 2014-2017

S.No.	Year	Heart
1	2014	54
2	2015	110
3	2016	235
4	2017	339



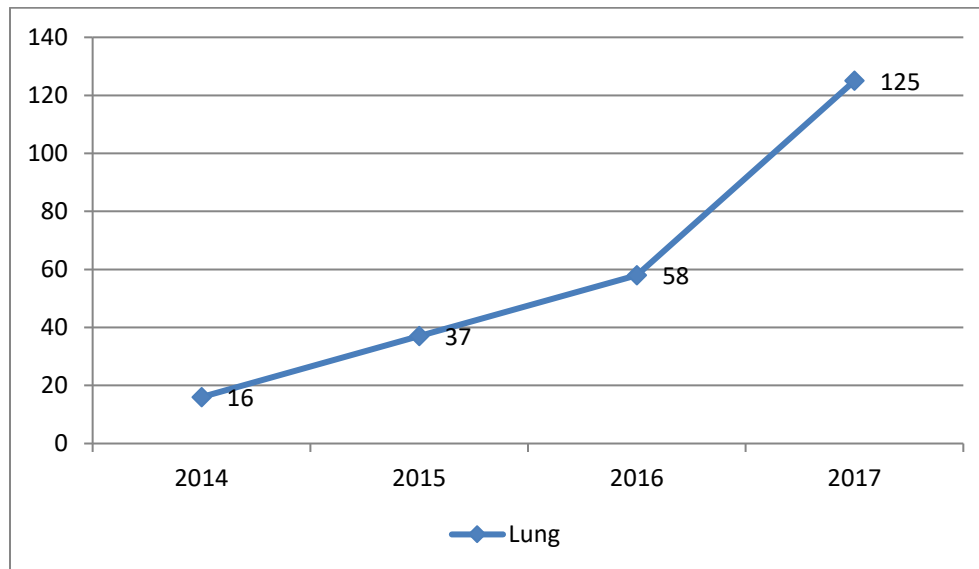
State-Wise Number of Hearts Donated by Deceased Donors in India 2014-2017

S.No.	States	Number of Hearts Donated			
		2014	2015	2016	2017
1	Tamil Nadu	41	51	100	112
2	Kerala	6	14	18	8
3	Maharashtra	0	5	34	55
4	Telangana	1	19	15	42
5	Andhra Pradesh	0	0	18	16
6	Karnataka	5	11	14	27
7	Gujarat	0	0	4	12
8	Madhya Pradesh	0	1	7	10
9	Uttar Pradesh	0	0	1	2
10	Delhi/NCR	0	5	18	22
11	Puducherry	0	1	1	5
12	Chandigarh	1	1	2	12
13	Rajasthan	0	1	3	16
	TOTAL	54	110	235	339



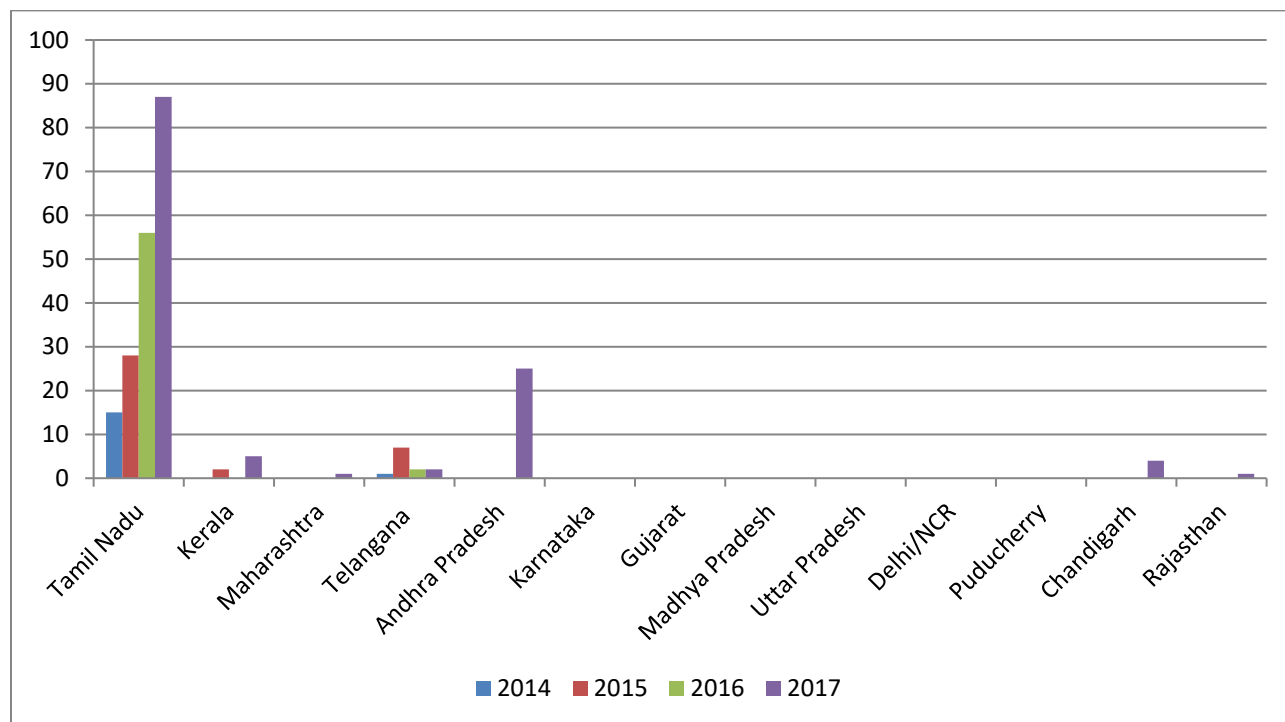
Total Number of Lungs Donated by Deceased Donors in India 2014-2017

S.No.	Year	Lung
1	2014	16
2	2015	37
3	2016	58
4	2017	125



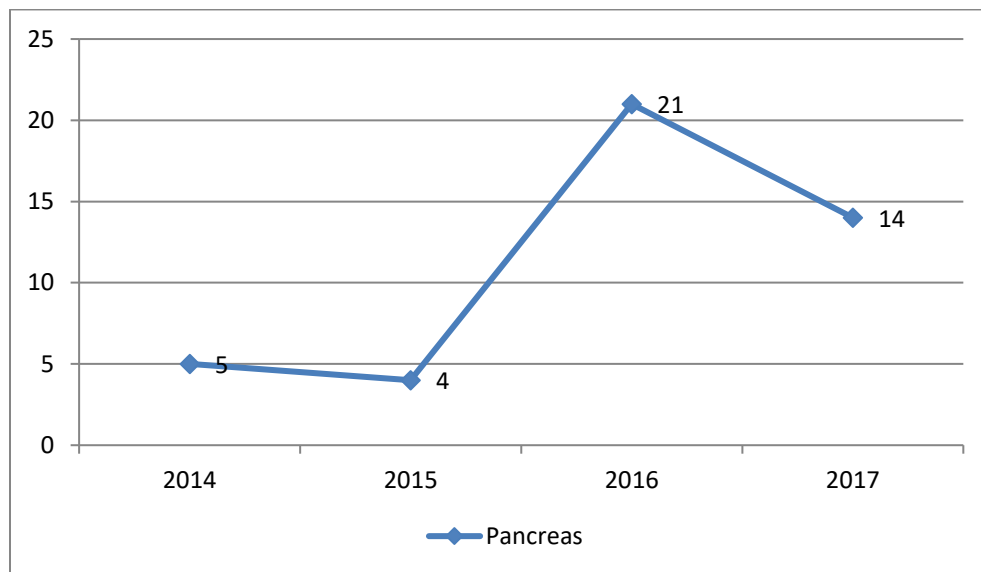
State-wise Number of Lungs Donated by Deceased Donors in India 2014-2017

S.No.	States	Number of Lungs Donated			
		2014	2015	2016	2017
1	Tamil Nadu	15	28	56	87
2	Kerala	0	2	0	5
3	Maharashtra	0	0	0	1
4	Telangana	1	7	2	2
5	Andhra Pradesh	0	0	0	25
6	Karnataka	0	0	0	0
7	Gujarat	0	0	0	0
8	Madhya Pradesh	0	0	0	0
9	Uttar Pradesh	0	0	0	0
10	Delhi/NCR	0	0	0	0
11	Puducherry	0	0	0	0
12	Chandigarh	0	0	0	4
13	Rajasthan	0	0	0	1
	TOTAL	16	37	58	125



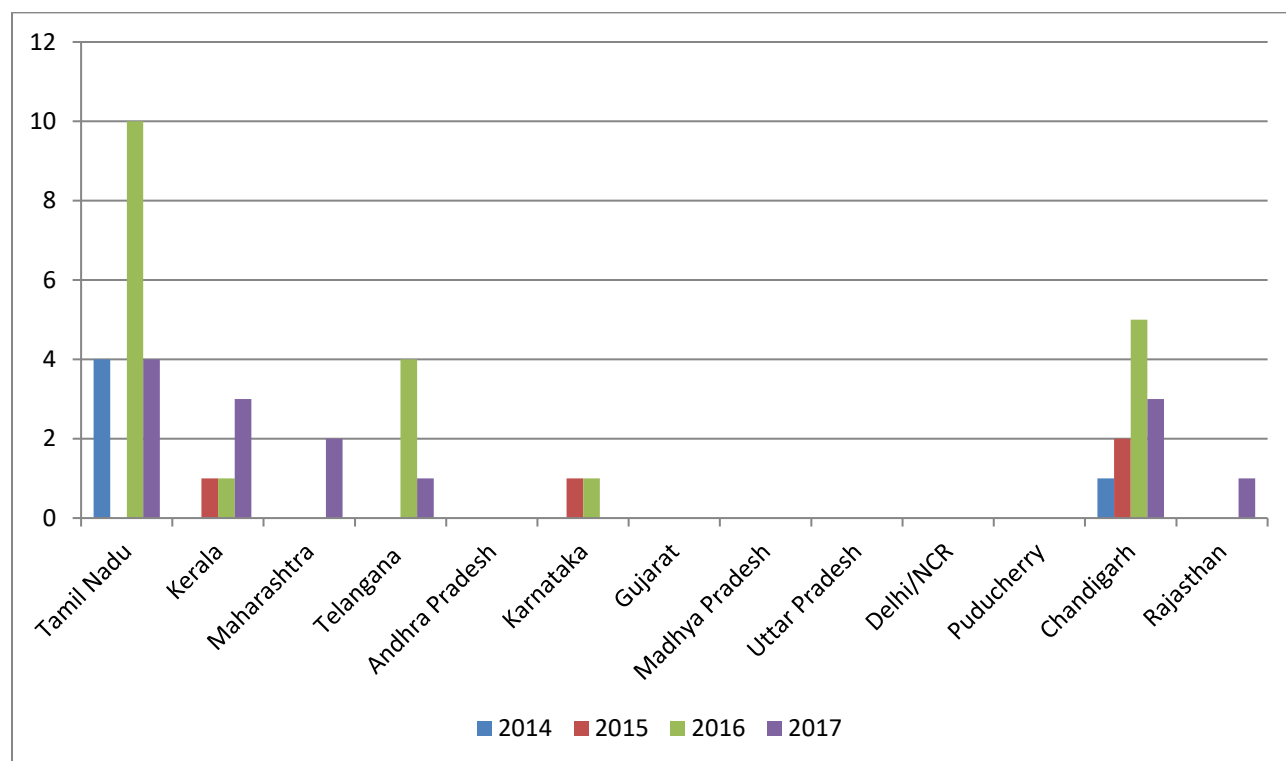
Total Number of Pancreas Donated by Deceased Donors in India 2014-2017

S.No.	Year	Pancreas
1	2014	5
2	2015	4
3	2016	21
4	2017	14



State-wise Number of Pancreas Donated by Deceased Donors in India 2014-2017

S.No.	States	Number of Pancreas Donated			
		2014	2015	2016	2017
1	Tamil Nadu	4	0	10	4
2	Kerala	0	1	1	3
3	Maharashtra	0	0	0	2
4	Telangana	0	0	4	1
5	Andhra Pradesh	0	0	0	0
6	Karnataka	0	1	1	0
7	Gujarat	0	0	0	0
8	Madhya Pradesh	0	0	0	0
9	Uttar Pradesh	0	0	0	0
10	Delhi/NCR	0	0	0	0
11	Puducherry	0	0	0	0
12	Chandigarh	1	2	5	3
13	Rajasthan	0	0	0	1
	TOTAL	5	4	21	14



Source: National Organ & Tissue Transplant Organisation